

INTRODUCTION TO ADOBE CONNECT WEBINARS

ONLINE TEACHING WORKSHOPS - TIẾNG ANH 1 FAMILY AND FRIENDS, NATIONAL EDITION

Using Laptop/Desktop Computer

1 Registration: Fill out the registration form

2 Click on the unique link provided in the email you received for the webinar. The first time you enter an Adobe room, it can take a few minutes whilst the programme accesses your devices.

- 3 - If you have not previously used a laptop or desktop computer to access webinars, click "Download Adobe Connect Application" to download and install.
- If you have the application, just click on "Open Adobe Connect"

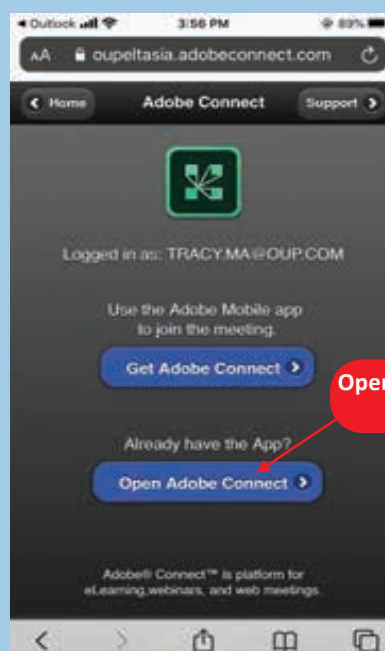


Using Mobile Devices

1 Registration: Fill out the registration form

2 Click on the unique link provided in the email you received for the webinar. The first time you enter an Adobe room, it can take a few minutes whilst the programme accesses your devices.

- 3 - If you have not previously used a mobile device to access webinars, click "Get Adobe Connect" to download.
- If you have the application, just click on "Open Adobe Connect"

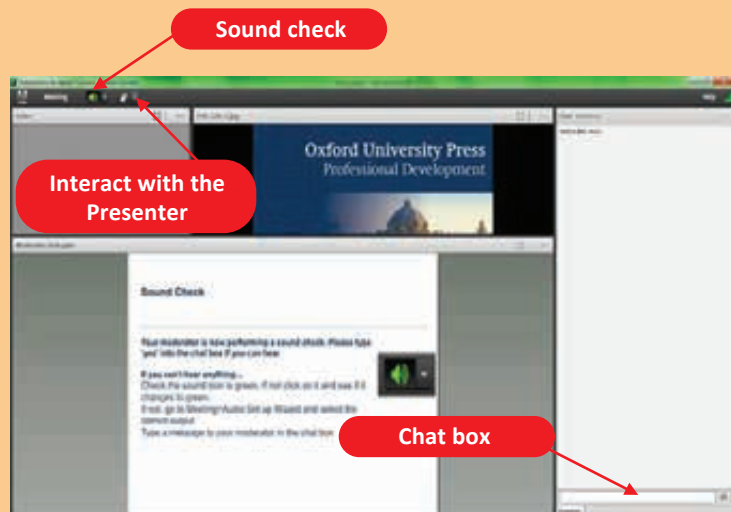


INTRODUCTION TO ADOBE CONNECT WEBINARS

ONLINE TEACHING WORKSHOPS - TIẾNG ANH 1 FAMILY AND FRIENDS, NATIONAL EDITION

Using Laptop/Desktop Computer

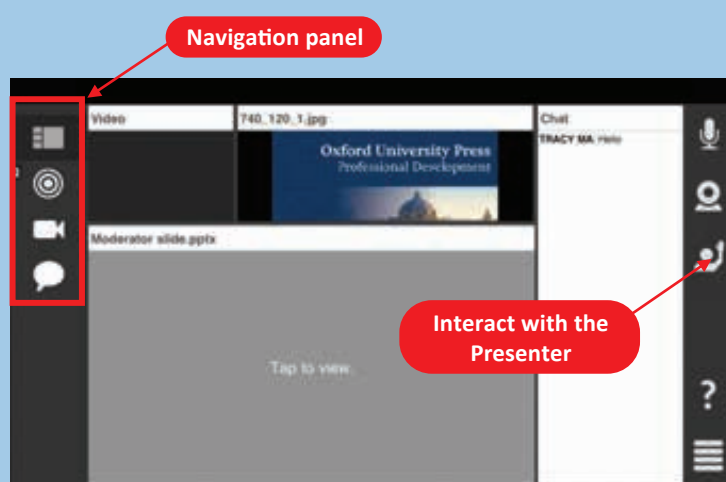
4 Meeting overview



- Before you join the webinar, please run a sound check: Meeting > Audio Set Up Wizard and follow the steps
- Participant tool – interact with the presenter
- Chat box – feel free to chat with other participants in the room or raise any questions

Using Mobile Devices

4 Meeting overview



Use the icons in the navigation panel to interact during the webinar

- Meeting overview
- View PowerPoint only
- Video of presenter/moderator only
- Participant tool- interact with the presenter
- Chat box – feel free to chat with other participants in the room or raise any questions